








































EGYPT | ECONOMIC INDICATORS

MARKETS	LAST	PREVIOUS	AVERAGE	TREND	UNIT	REFERENCE	
CURRENCY	6.89	6.89	5.82		2013-11-10	MONTHLY	
STOCK MARKET	6415.82	6181.86	5360.75	INDEX POINTS	2013-11-08	MONTHLY	
GDP	LAST	PREVIOUS	AVERAGE	TREND	UNIT	REFERENCE	
GDP PER CAPITA	1559.61	1551.40	815.22	USD	2012-12-31	YEARLY	
GDP PER CAPITA PPP	5794.56	5764.07	3900.67	USD	2012-12-31	YEARLY	
GDP	257.29	236.00	54.82	USD BILLION	2012-12-31	YEARLY	
GDP CONSTANT PRICES	386784.90	371312.10	361768.10	EGP MILLION	2013-05-15	QUARTERLY	
GDP GROWTH RATE	1.50	2.20	3.95	PERCENT	2013-06-30	QUARTERLY	
GDP ANNUAL GROWTH RATE	1.50	2.20	3.89	PERCENT	2013-06-30	QUARTERLY	
GROSS FIXED CAPITAL FORMATION	22720.00	-773.00	-1893.77	EGP BILLION	2013-05-15	MONTHLY	
LABOUR	LAST	PREVIOUS	AVERAGE	TREND	UNIT	REFERENCE	
POPULATION	83.66	82.54	53.07	MILLION	2012-12-31	YEARLY	
UNEMPLOYED PERSONS	3618.00	3582.00	2557.60	THOUSAND PERSONS	2013-05-15	QUARTERLY	

UNEMPLOYMENT RATE	13.30	13.20	10.33	PERCENT	2013-06-30	QUARTERLY	
PRICES	LAST	PREVIOUS	AVERAGE	TREND	UNIT	REFERENCE	
CONSUMER PRICE INDEX (CPI)	139.00	136.90	27.83	INDEX POINTS	2013-09-15	MONTHLY	
CORE INFLATION RATE	11.15	11.15	8.35	PERCENT	2013-10-15	MONTHLY	
INFLATION RATE	10.40	10.15	8.90	PERCENT	2013-10-15	MONTHLY	
MONEY	LAST	PREVIOUS	AVERAGE	TREND	UNIT	REFERENCE	
FOREIGN EXCHANGE RESERVES	18590.10	18709.50	24211.17	USD MILLION	2013-10-31	MONTHLY	
INTEREST RATE	8.75	8.75	11.64	PERCENT	2013-10-31	MONTHLY	
LOANS TO PRIVATE SECTOR	129180.00	128196.00	80316.79	EGP MILLION	2013-09-30	MONTHLY	
MONEY SUPPLY M0	339292.00	334549.00	154300.59	EGP MILLION	2013-09-30	MONTHLY	
MONEY SUPPLY M1	365743.00	362971.00	121879.10	EGP MILLION	2013-09-30	MONTHLY	
MONEY SUPPLY M2	1334819.00	1329478.00	553818.08	EGP MILLION	2013-09-30	MONTHLY	
TRADE	LAST	PREVIOUS	AVERAGE	TREND	UNIT	REFERENCE	
CURRENT ACCOUNT TO GDP	-3.10	-2.60	-0.76	PERCENT	2012-12-31	YEARLY	
BALANCE OF TRADE	-2427.00	-2991.00	-607.80	USD MILLION	2013-08-15	MONTHLY	

CURRENT ACCOUNT	-1695.40	-842.70	-265.88	USD MILLION	2013-05-15	QUARTERLY	
EXPORTS	2009.00	2083.00	467.05	USD MILLION	2013-08-15	MONTHLY	
EXTERNAL DEBT	43233.00	38385.00	30777.87	USD MILLION	2013-06-30	QUARTERLY	
FOREIGN DIRECT INVESTMENT	2734.70	2159.80	2181.34	USD MILLION	2013-05-15	QUARTERLY	
IMPORTS	4436.00	5074.00	1073.37	USD MILLION	2013-08-15	MONTHLY	
REMITTANCES	4720.00	4671.20	2189.16	USD MILLION	2013-05-15	QUARTERLY	
GOVERNMENT	LAST	PREVIOUS	AVERAGE	TREND	UNIT	REFERENCE	
GOVERNMENT DEBT TO GDP	79.70	76.40	85.50	PERCENT	2012-12-31	YEARLY	
GOVERNMENT BUDGET	-13.80	-10.80	-8.90	PERCENT OF GDP	2013-06-30	YEARLY	
GOVERNMENT BUDGET VALUE	-239903.00	-165692.00	-111414.63	MILLION EGP	2013-06-30	YEARLY	
GOVERNMENT SPENDING	179000.00	157000.00	47281.47	EGP MILLION	2012-06-29	YEARLY	
CREDIT RATING	31.25					MONTHLY	
BUSINESS	LAST	PREVIOUS	AVERAGE	TREND	UNIT	REFERENCE	
INDUSTRIAL PRODUCTION	6.26	6.35	5.11	PERCENT	2013-04-15	MONTHLY	
CHANGES IN INVENTORIES	22000.00	5400.00	2177.65	EGP MILLION	2012-06-29	YEARLY	
CONSUMER	LAST	PREVIOUS	AVERAGE	TREND	UNIT	REFERENCE	

CONSUMER SPENDING	1223200.00	1036000.00	305288.53	EGP MILLION	2012-06-29	YEARLY	
TAXES	LAST	PREVIOUS	AVERAGE	TREND	UNIT	REFERENCE	
CORPORATE TAX RATE	25.00	25.00	21.25	PERCENT	2013-01-01	YEARLY	
PERSONAL INCOME TAX RATE	25.00	25.00	23.80	PERCENT	2013-01-01	YEARLY	
SALES TAX RATE	10.00	10.00	10.00	PERCENT	2013-01-01	YEARLY	

<http://www.tradingeconomics.com/egypt/indicators>